



THINK COMPACT EDGE EASY

— ProWoodTech —



E350 E350 PM

Automatic edge bander with hot- melt glue pot (EVA), chain panel - feeding and pre-milling (E350PM)



Website



E350 - E350 PM



YouTube

E350

E350 PM

Automatic edge bander with hot- melt glue pot (EVA), chain panel - feeding and pre-milling (E350PM)



ProWoodTech



Maximum finishing quality ✓ Chain feeding system
 ✓ Pre-milling (E350PM)
 ✓ 3 spaces for finishing units

High performance ✓ 7 m/min feed speed
 ✓ 45 mm panel height
 ✓ 2 mm edge coils

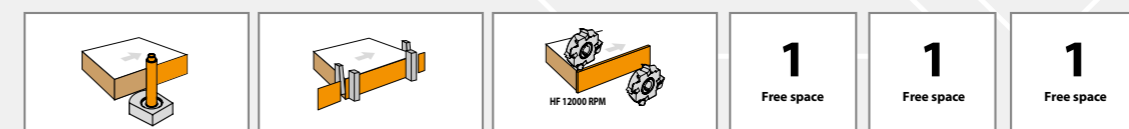
Minimum space occupied ✓ 2,30 m

Easy to use ✓ unit settings with a piece of edge
 ✓ easy and intuitive use of machine

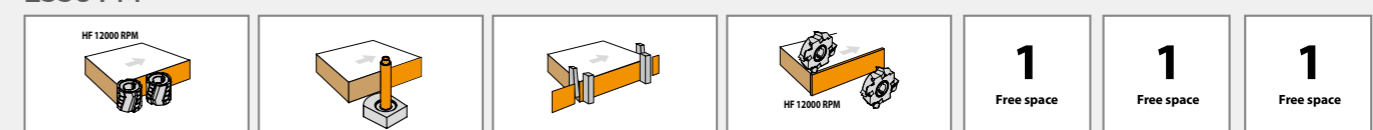
Professional finishing quality in only 2,30 metres length.

■ Pre-milling unit (E350PM) with 2 HF motors and 2 diamond cutterblocks to obtain an invisible glueing line

E350



E350 PM



THINK COMPACT EDGE EASY



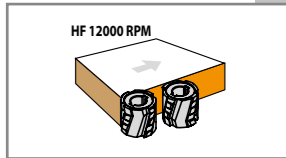
3 position infeed fence (E350 PM)

- 0-1-2 mm (according to edge thickness)




Pre-milling unit (E350PM) INVISIBLE GLUEING LINE

- DIAMOND tools
Ø = 60 mm H = 52 mm
- HF motors 200 Hz - 12.000 rpm
- 0.75 kW (each)
- Dedicated suction system and blower for panel cleaning before glueing



Chain panel feeding

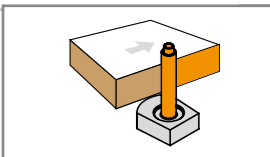
- Firm grip of panel guaranteed by special non-slip rubber on the pads.
- Linear feeding ensured by double sliding tracks with a special geometric profile accurately machined with precision to a hundredth of a millimetre.
- Long lasting monolithic frame fully processed only in one cycle on a CNC machining centre.



Glueing unit

PERFECT GLUEING, QUICK AND PRACTICAL SET-UPS

- 6 heating elements to guarantee uniform glue temperature.
- Motorized glue spreading roller with an internal electrical heating element.
- Teflon-coated glue pot to permit complete and rapid cleaning.



Pressure bar with locking levers

- Top pressure bar with a double row of rubber wheels mounted on bearings, with locking levers and position indicator




Pneumatic shear, pressure rollers, edge feeding system

DETAILS THAT MAKE THE DIFFERENCE

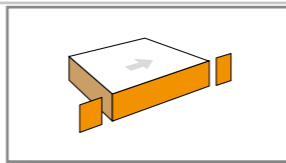
- Edge feeding synchronized with panel being processed
- Oscillatory movement of the cutting shear unit to guarantee perfect glueing
- Quick and precise positioning of the pressure rollers. The system "reads" the edge thickness, making mistakes impossible!





Trimming cut-off

- End trims front and rear excess edge
- Working cycle controlled by PLC
- Exclusion from control panel (PLC)

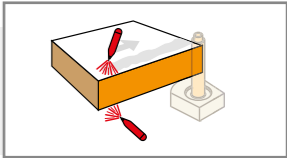


Anti-adherence / release agent spraying unit



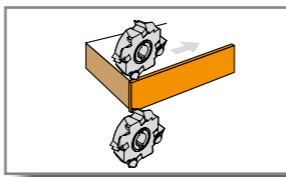
INSTANT PERFECT CLEANING

- Spray function controlled by PLC
- 2 sprayers (lower and upper) and liquid tank



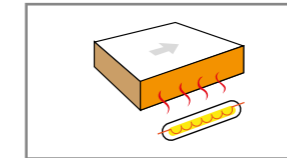
Flush trimming unit

- Flush trimming unit with vertical disc copiers as standard
- Possibility of processing for edges from 0.4-2 mm




TO GUARANTEE THE BEST GLUEING CONDITIONS

- Creates the best conditions for perfect glueing
- Heats panels and removes all traces of dampness.



Infrared lamp



Work Set ups

PRECISION AND RELIABILITY


- Logic functioning controlled by PLC and encoder
- Intuitive and easy to use control panel



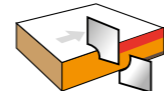
THINK COMPACT EDGE EASY

INSTALLING POSSIBILITY OF THREE FINISHING GROUPS

Edge scraping unit



PERFECT PLASTIC EDGES EVEN IN BACKLIGHT



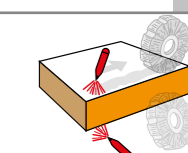
- Blowers for detachment and removal of shavings.
- Dust extraction system complete with box to separate and collect edge scraping shavings.

Cleaning spray agent unit




MIRROR FINISHING

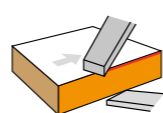
- Spray function controlled by PLC.
- 2 sprayers (lower and upper) and liquid tank.



Glue Scraping unit



REMOVAL OF EXCESS GLUE



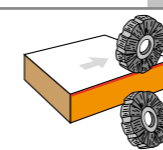
- Copier discs with automatic cleaning system.
- Two separate knobs which allow an easy positioning of the tool and a fast exclusion of the unit.

Buffing unit



BRIGHT AND SHINY EDGES

- Uniform colouring even on processed edges.
- Panel cleaning
- 2 motors rotating at 1400 rpm.
- 2 brushes diameter 120 mm



Internal LED light

ALL UNITS UNDER CONTROL

- The internal led lights on the units allows to make adjustments in safety, even with bad outside lighting





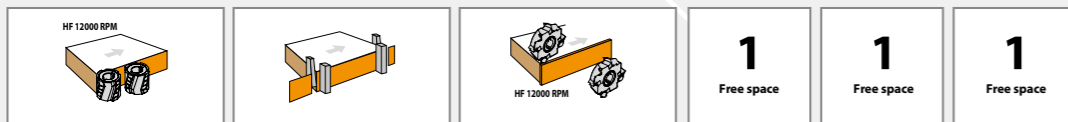
Technical features

Min./max. panel height	min 10 - max 45 mm
Min./max. edge thickness	0,4 - 2 mm (coil)
Maximum coil diameter	800 mm
Minimum panel length (side being processed)	210 mm
Minimum panel width	95 mm
Panel feed speed	7 m/min
N°2 pre-milling motors HF (E350PM)	2 x 0,75 kW
Pre-milling tool rotation speed (E350PM)	12.000 RPM
Heating elements power	approx 1490 W (6 cartridges)
Flush trimming motor power	0,37 kW
Widia cutterblocks with combined profile	11.000 rpm- Ø75 mm Z4 - radius 2 mm/bevel
Weight	approx 400 Kg (E350) - 420 Kg (E350PM)

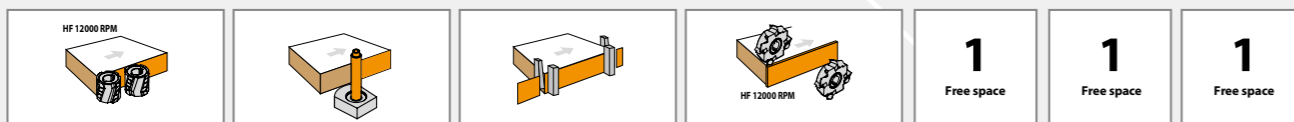
Compositions

THINK COMPACT EDGE EASY

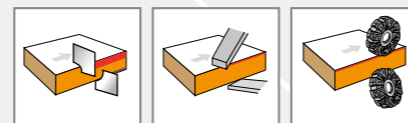
■ E350



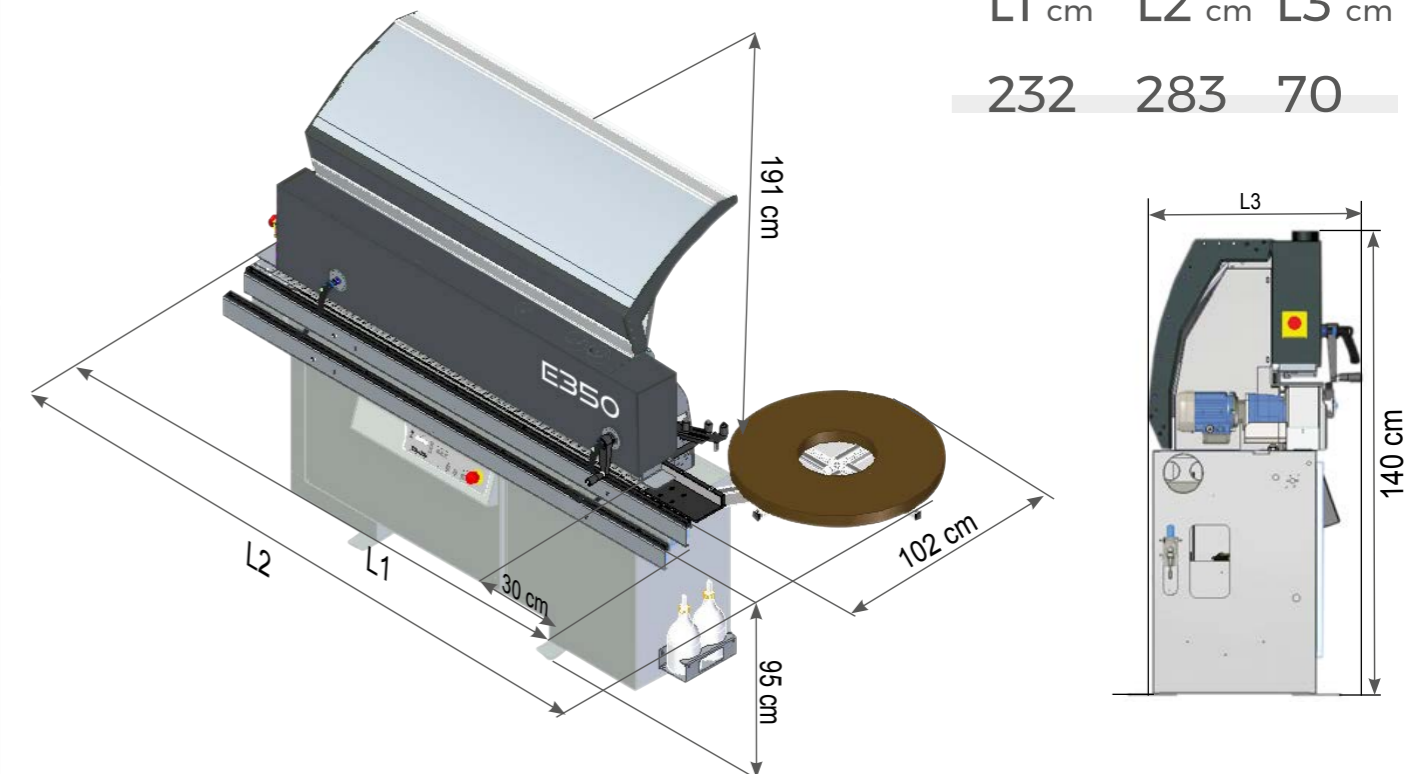
■ E350 PM



- Optionals for free spaces (on the machine there are 3 free spaces for the installation of the following optional groups)



Overall dimensions



We reserve the right to make technical modifications. The machines illustrated may include fittings and accessories not included on standard machine versions. For photographic purposes, some units are shown without protections. Machines must however always be used with all protections fitted and operative.



— ProWoodTech —

Casadei Industria WOOD S.r.l.
Via Guardia di Rocca, 14
47899 Serravalle
Repubblica di San Marino
Tel. +378 0549 960011
Fax +378 0549 955010
www.casadei-industria.com

THINK COMPACT EDGE EASY